


Commander[®]**MULTIPLE SPINDLE DRILL HEAD****MULTI-DRILL[®]****875****Sturdy, Compact Head with Heavy-Duty Capabilities**

- *Drill / Tap up to 10 holes in a 8-1/4" diameter circle or 22" circle with extension spindles*
- *3/8" drill capacity*
- *Adapts to any drill press or automatic feed unit.*

The Model 875 Multi-Drill is a ruggedly constructed, heavy-duty multiple spindle drill head. It features precision built anti-friction gear case drive with ball and roller bearings and extra-strength gear train. It is capable of withstanding high torque and thrust in keeping with rated capacity.

Commander Multi-Drill has on file spindle specifications for most machines. Please furnish us with the make and model number of the machine that our head will be adapted to. (See adaptations page)

In some cases there may be an additional charge for adaptation.

MULTI-DRILL 875	ITEM #
Basic Unit without Adaptation	C70055
Basic Unit with Adaptation	C70056



Proudly made in Franklin, WI USA

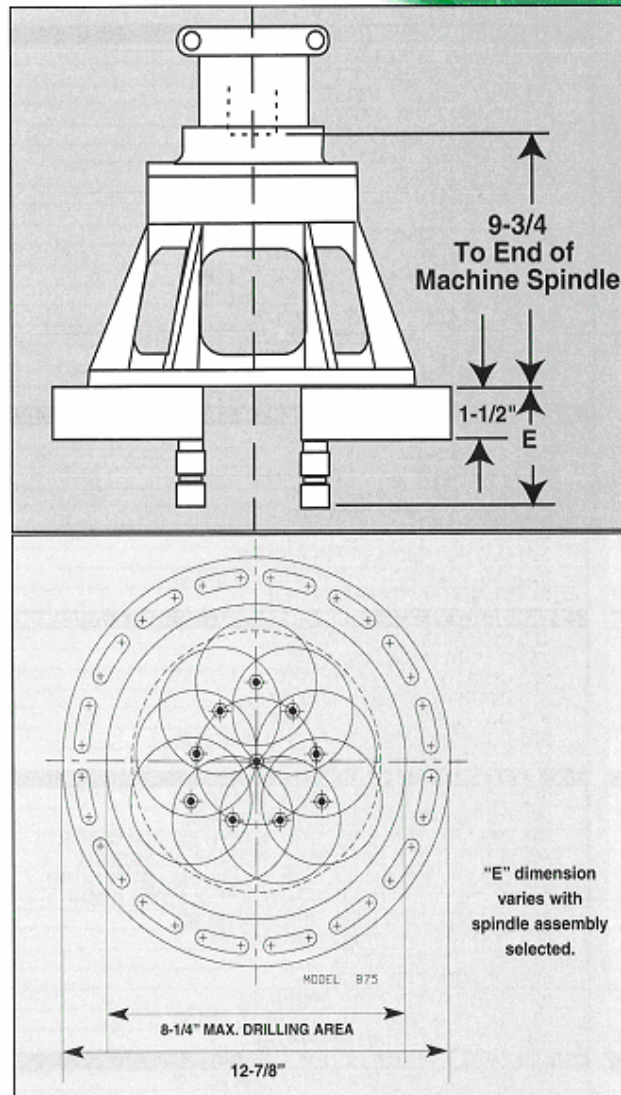
SPECIFICATIONS	
Maximum Drilling Area	8-1/4" diam.
Minimum Center Distance	7/16" diam.
Maximum Number of Spindles	10
Drill Capacity in mild steel	3/8"
Maximum Drilling Area w/ Extension Spindles	22"
Maximum Horsepower Transmitted	2
Maximum Torque Transmitted	70 inch / lbs.
Maximum Spindle RPM	1800
Maximum Drill Press RPM	1800
Speed Ratio	1:1

www.commandermultidrill.com

Ideal for adaptation to drill presses, tapping machines, automatic self-feed drill and tap units, and special machines

- Spindle capacity 3/8" in mild steel
- Heavy-duty gear case allows drilling up to to 10 holes, 8-1/4" diameter circle, or up to 22-1/2" diameter circle with extension spindles.
- Close center capacity.
- Operate in any position: upright, inverted or horizontal.
- Adapt to any drilling machine. Standard adapter caps available to fit most popular drilling machines.
- These drill heads can be used for multiple tapping by use of a motor reversing unit.
- Minimum maintenance required.
- Extremely versatile, maximum flexibility of application.
- Ten 7/16" hex drives are included.*

The maximum angularity of universal joint assemblies should be no more than 22 degrees to obtain best service life.



*** Multi-Drill Terminology...Hex Pick-Off**

A Hex Pick-Off is the hex protruding from the multi-drill gear case that a universal joint spindle can be attached to.

The model 875 includes all 10 hex pick-offs with the basic unit.

MULTI-DRILL® 875 ADJUSTABLE ARM



Minimum Center Distances		Spindle Length "E" Dimension <i>see drawing</i>	Adjustable Arm	
Plain	Booted		Plain	Booted

STANDARD SPINDLE ASSEMBLIES					
125 COLLET TYPE 1/32 TO 1/8	1/2	-----	3-5/16	C74601	-----
125 COLLET TYPE 1/32 TO 1/8	7/16	-----	3-5/16	C74680	-----
125 BORED TYPE .255" MAX.	1/2	-----	3-1/8	C74606	-----
265 COLLET TYPE 1/32 TO 17/64	11/16	-----	3-9/16	C74607	-----
265 COLLET TYPE 1/32 TO 17/64	5/8	-----	3-9/16	C74681	-----
265 BORED TYPE .4375" MAX.	5/8	-----	3-1/8	C74683	-----
375 COLLET TYPE 1/32 TO 3/8	5/8	1-1/4	3-5/8	C74609	C75609
375 BORED TYPE .500" MAX.	5/8	1-1/4	3-3/8	C74611	C75611
#1 MORSE TAPER TYPE	5/8	1-1/4	5	C74612	C75612
375 Q.T. FLOATING TAP SPINDLES	7/8	1-1/4	P.O.A.	P.O.A.	P.O.A.
375 Q.C. FLOATING TAP SPINDLES (BILZ)	7/8	1-1/4	P.O.A.	P.O.A.	P.O.A.
375 PLAIN FLOATING SPINDLES	7/8	1-1/4	P.O.A.	P.O.A.	P.O.A.
BALL BEARING SPINDLE ASSEMBLIES					
375 COLLET TYPE 1/32 TO 3/8	-----	1-1/4	3-3/16	-----	C85313
375 BORED TYPE .500" MAX.	-----	1-1/4	3-3/16	-----	C85454
500 COLLET TYPE 1/32 TO 1/2	-----	1-1/4	3-5/8	-----	C85435
500 BORED TYPE .625" MAX.	-----	1-1/4	3-5/8	-----	C85456
#1 MORSE TAPER TYPE	-----	1-1/4	4-9/16	-----	C85314
#2 MORSE TAPER TYPE	-----	1-1/4	4-15/16	-----	C85315
5/8 ASA SPINDLE	-----	1-1/4	5-5/16	-----	C85316
7/8 ASA SPINDLE	-----	1-1/4	5-15/16	-----	C85317
STUB ASA COLLET TYPE (SPECIFY BORE)	-----	1-1/4	4-5/16	-----	C85401
375 PLAIN FLOATING TAP SPINDLES	-----	1-1/4	3-3/16	-----	C85455
375 Q.T. FLOATING TAP SPINDLES	-----	1-1/4	3-3/16	-----	C85373
375 Q.C. FLOATING TAP SPINDLES (BILZ)	-----	1-1/4	3-3/16	-----	C85383
500 Q.C. FLOATING TAP SPINDLES (BILZ)	-----	1-1/4	3-5/8	-----	C85458
500 Q.T. FLOATING TAP SPINDLES	-----	1-1/4	3-5/8	-----	C85457
ADJUSTABLE DEPTH 375 COLLET TYPE 1/32 TO 3/8	-----	1-1/4	4-3/8	-----	C85415
ADJUSTABLE DEPTH 375 BORED TYPE .500" MAX.	-----	1-1/4	4-3/8	-----	C85485
PITCH COMPENSATING 375 COLLET TYPE 1/32 TO 3/8	-----	1-1/4	4-1/8	-----	C85425
PITCH COMPENSATING 375 BORED TYPE .500" MAX.	-----	1-1/4	4-1/8	-----	C85486
STANDARD ADJUSTABLE DEPTH SPINDLE ASSEMBLIES					
125 COLLET TYPE 1/32 TO 1/8	1/2	-----	3-5/8	C74636	-----
125 BORED TYPE .255" MAX.	1/2	-----	3-5/8	C74691	-----
265 COLLET TYPE 1/32 TO 17/64	11/16	-----	3-7/8	C74637	-----
265 BORED TYPE .4375" MAX.	11/16	-----	3-7/8	P.O.A.	-----
375 COLLET TYPE 1/32 TO 3/8	7/8	1-1/4	3-7/8	C74638	C75638
375 BORED TYPE .500" MAX.	7/8	1-1/4	3-7/8	C74641	C75641
375 Q.T. FLOATING TAP SPINDLES	-----	-----	-----	-----	P.O.A.
375 Q.C. FLOATING TAP SPINDLES (BILZ)	-----	-----	-----	-----	P.O.A.
375 PLAIN FLOATING SPINDLE	-----	-----	-----	-----	P.O.A.
STANDARD PITCH COMPENSATING SPINDLE ASSEMBLIES					
125 BORED TYPE .255" MAX.	1/2	-----	3-5/8	C74646	-----
265 BORED TYPE .255" MAX.	11/16	-----	3-7/8	C74648	-----
375 COLLET TYPE #0-5/16 TAP	7/8	1-1/4	3-7/8	C74649	C75649
375 BORED TYPE 5/16" TAP MAX.	7/8	1-1/4	3-7/8	P.O.A.	P.O.A.
375 Q.T. FLOATING TAP SPINDLES	-----	-----	-----	P.O.A.	P.O.A.
375 Q.C. FLOATING TAP SPINDLES (BILZ)	-----	-----	-----	P.O.A.	P.O.A.
375 PLAIN FLOATING SPINDLES	-----	-----	-----	P.O.A.	P.O.A.
3" EXTENSION SPINDLES					
375 COLLET TYPE BALL BRG. 1/32 TO 3/8	1-3/8	1-3/8	3-5/8	C74628	C75628
375 BORED TYPE BALL BRG. .500" MAX.	1-3/8	1-3/8	3-3/8	C74630	C75630
375 COLLET TYPE BALL BRG. 1/32 TO 3/8 ADJ DEPTH	1-3/8	1-3/8	3-3/8	C74632	C75632
375 BORED TYPE BALL BRG. .500 MAX ADJ DEPTH	1-3/8	1-3/8	3-3/8	C74634	C75634
375 COLLET TYPE BALL BRG. 1/32 TO 3/8 PITCH COMP	1-3/8	1-3/8	3-3/8	-----	-----
375 BORED TYPE BALL BRG. .500 MAX PITCH COMP	1-3/8	1-3/8	3-3/8	C74635	C75635
500 COLLET TYPE BALL BRG. 1/32 TO 1/2	1-3/8	1-3/8	4-9/16	-----	-----
500 BORED TYPE BALL BRG. .625 MAX	1-3/8	1-3/8	3-13/16	-----	-----
#1 MORSE TAPER TYPE	1-3/8	1-3/8	4-11/16	C74631	C75631
#2 MORSE TAPER TYPE	1-3/8	1-3/8	5-7/16	-----	-----
375 Q.T. FLOATING TAP SPINDLES	-----	-----	-----	P.O.A.	P.O.A.
375 Q.C. FLOATING TAP SPINDLES (BILZ)	-----	-----	-----	P.O.A.	P.O.A.
375 PLAIN FLOATING SPINDLES	-----	-----	-----	P.O.A.	P.O.A.
6 3/4" EXTENSION SPINDLES					
375 COLLET TYPE BALL BRG. 1/32 TO 3/8	1-3/8	1-3/8	3-5/8	C74620	C75620
375 BORED TYPE BALL BRG. .500" MAX.	1-3/8	1-3/8	3-3/8	C74622	C75622
375 COLLET TYPE BALL BRG. 1/32 TO 3/8 ADJ DEPTH	1-3/8	1-3/8	3-3/8	C74624	C75624
375 BORED TYPE BALL BRG. .500 MAX ADJ DEPTH	1-3/8	1-3/8	3-3/8	C74626	C75626
375 COLLET TYPE BALL BRG. 1/32 TO 3/8 PITCH COMP	1-3/8	1-3/8	3-3/8	C74627	C75627
375 BORED TYPE BALL BRG. .500 MAX PITCH COMP	1-3/8	1-3/8	3-3/8	P.O.A.	P.O.A.
500 COLLET TYPE BALL BRG. 1/32 TO 1/2	1-3/8	1-3/8	4-9/16	-----	-----
500 BORED TYPE BALL BRG. .625 MAX	1-3/8	1-3/8	3-13/16	-----	-----
#1 MORSE TAPER TYPE	1-3/8	1-3/8	4-11/16	C74623	C75623
#2 MORSE TAPER TYPE	1-3/8	1-3/8	5-7/16	-----	-----
375 Q.T. FLOATING TAP SPINDLES	-----	-----	-----	-----	-----
375 Q.C. FLOATING TAP SPINDLES (BILZ)	-----	-----	-----	-----	-----
375 PLAIN FLOATING SPINDLES	-----	-----	-----	-----	-----
VERSA SPINDLES					
3/8" CAPACITY	-----	-----	-----	-----	C80143
1/2" CAPACITY	-----	-----	-----	-----	-----



MULTI-DRILL® 875 SLIP SPINDLE




Minimum Center Distances	Spindle Length "E" Dimension <i>see drawing</i>	Slip Spindle	
		Plain	Booted

STANDARD SPINDLE ASSEMBLIES					
125 COLLET TYPE 1/32 TO 1/8	1/2	-----	3-5/16	C74651	-----
125 COLLET TYPE 1/32 TO 1/8	7/16	-----	3-5/16	P.O.A.	-----
125 BORED TYPE .255" MAX.	1/2	-----	3-1/8	C74656	-----
265 COLLET TYPE 1/32 TO 17/64	11/16	-----	3-9/16	P.O.A.	-----
265 COLLET TYPE 1/32 TO 17/64	5/8	-----	3-9/16	P.O.A.	-----
265 BORED TYPE .4375" MAX.	5/8	-----	3-1/8	P.O.A.	-----
375 COLLET TYPE 1/32 TO 3/8	7/8	1-1/4	3-5/8	C74657	C75657
375 BORED TYPE .500" MAX.	7/8	1-1/4	3-5/8	C74659	C75659
#1 MORSE TAPER TYPE	11/16	1-1/4	5	P.O.A.	P.O.A.
375 Q.T. FLOATING TAP SPINDLES	7/8	1-1/4	-----	P.O.A.	P.O.A.
375 Q.C. FLOATING TAP SPINDLES (BILZ)	7/8	1-1/4	-----	P.O.A.	P.O.A.
375 PLAIN FLOATING SPINDLES	7/8	1-1/4	-----	P.O.A.	P.O.A.
BALL BEARING SPINDLE ASSEMBLIES					
375 COLLET TYPE 1/32 TO 3/8	-----	1-1/4	3-3/16	-----	C85341
375 BORED TYPE .500" MAX.	-----	1-1/4	-----	-----	C85460
500 COLLET TYPE 1/32 TO 1/2	-----	1-1/4	3-5/8	-----	C85436
500 BORED TYPE .625" MAX.	-----	1-1/4	-----	-----	C85462
#1 MORSE TAPER TYPE	-----	1-1/4	4-9/16	-----	C85342
#2 MORSE TAPER TYPE	-----	1-1/4	4-15/16	-----	C85343
5/8 ASA SPINDLE	-----	1-1/4	5-5/16	-----	C85344
7/8 ASA SPINDLE	-----	1-1/4	5-15/16	-----	C85345
STUB ASA COLLET TYPE (SPECIFY BORE)	-----	1-1/4	4-5/16	-----	C85402
375 PLAIN FLOATING TAP SPINDLES	-----	1-1/4	-----	-----	C85461
375 Q.T. FLOATING TAP SPINDLES	-----	1-1/4	-----	-----	C85365
375 Q.C. FLOATING TAP SPINDLES (BILZ)	-----	1-1/4	-----	-----	C85367
500 Q.C. FLOATING TAP SPINDLES (BILZ)	-----	1-1/4	-----	-----	C85464
500 Q.T. FLOATING TAP SPINDLES	-----	1-1/4	-----	-----	C85457
ADJUSTABLE DEPTH 375 COLLET TYPE 1/32 TO 3/8	-----	1-1/4	4-3/8	-----	C85416
ADJUSTABLE DEPTH 375 BORED TYPE .500" MAX.	-----	1-1/4	-----	-----	C85487
PITCH COMPENSATING 375 COLLET TYPE 1/32 TO 3/8	-----	1-1/4	4-1/8	-----	C85426
PITCH COMPENSATING 375 BORED TYPE .500" MAX.	-----	1-1/4	-----	-----	P.O.A.
STANDARD ADJUSTABLE DEPTH SPINDLE ASSEMBLIES					
125 COLLET TYPE 1/32 TO 1/8	1/2	-----	3-3/16	C74667	-----
125 BORED TYPE .255" MAX.	1/2	-----	3-3/16	C74687	-----
265 COLLET TYPE 1/32 TO 17/64	11/16	-----	4-3/16	P.O.A.	-----
265 BORED TYPE .4375" MAX.	11/16	-----	4-3/16	P.O.A.	-----
375 COLLET TYPE 1/32 TO 3/8	7/8	1-1/4	4-3/8	C74668	C75668
375 BORED TYPE .500" MAX	7/8	1-1/4	4-3/8	C74671	C75671
375 Q.T. FLOATING TAP SPINDLES	-----	-----	-----	P.O.A.	P.O.A.
375 Q.C. FLOATING TAP SPINDLES (BILZ)	-----	-----	-----	P.O.A.	P.O.A.
375 PLAIN FLOATING SPINDLES.	-----	-----	-----	P.O.A.	P.O.A.
STANDARD PITCH COMPENSATING SPINDLE ASSEMBLIES					
125 BORED TYPE .255" MAX.	1/2	-----	4-1/8	C74676	-----
265 BORED TYPE .255" MAX.	11/16	-----	4-3/16	P.O.A.	-----
265 COLLET TYPE #0-1/4 TAP	7/8	1-1/4	4-1/8	P.O.A.	P.O.A.
375 COLLET TYPE #0-5/16 TAP	7/8	1-1/4	4-1/8	C85426	C85426
375 BORED TYPE 5/16" TAP MAX.	-----	-----	-----	P.O.A.	C85488
375 Q.T. FLOATING TAP SPINDLES	-----	-----	-----	P.O.A.	P.O.A.
375 Q.C. FLOATING TAP SPINDLES (BILZ)	-----	-----	-----	P.O.A.	P.O.A.
375 PLAIN FLOATING SPINDLES	-----	-----	-----	P.O.A.	P.O.A.

HEAD ACCESSORIES	ITEM #
FIXED POSITION PLATE	C71047
BORED HOLES	C71135
GUIDE RODS AND BUSHED ARMS	C71211/C71212



The maximum angularity of universal joint assemblies should be no more than 22 degrees to obtain best service life.



Fixed Position Plate



Guide Rods & Bushed Arms